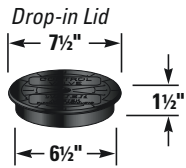




PENTEK[®]

ACCESS BOXES



Cast Iron Cover
7 5/16" x 3 1/4"

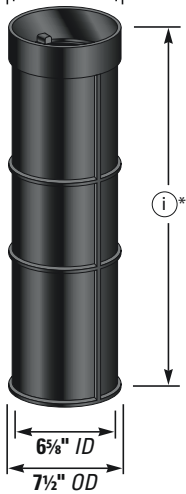


Cast Iron Locking Cover

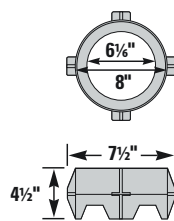


Box Top Section

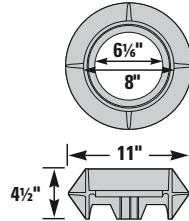
7 1/2" OD
6 5/8" ID
6" minimum ID



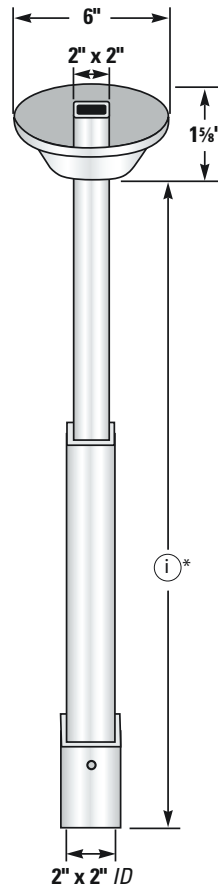
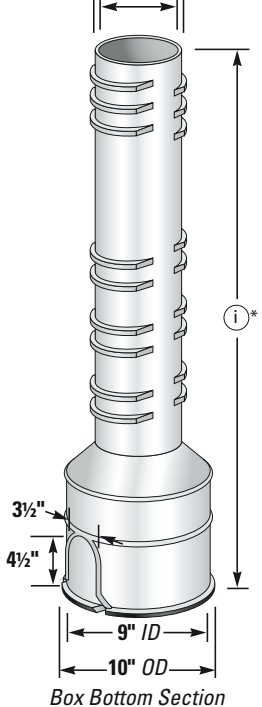
Cast Iron Ring



Cast Iron Full Flanged Ring



5 5/16" OD
5 1/16" ID



Integral Valve Key (IVK)

MAINLINE VALVE TURF BOXES

- 10-Year Lid Guarantee
- Interchangeable with most cast iron boxes
- One-third the weight of cast iron boxes
- Easy to store, handle and install
- Top section magnetically locatable
- Lids are easily interchangeable
- White bottom for improved valve visibility
- Available with cast iron rings and lids, or plastic drop-in lids (black or green)

ⁱ* See reverse for available lengths

"You're Covered!"



MAINLINE VALVE TURF BOXES

DESCRIPTION	WEIGHT	PART #	PART #	DESCR. #	EQUIVALENT CAST IRON #	ADJ. INCHES	TOTAL WEIGHT
BOX BOTTOM SECTION							
20" V.B. White Bottom	4 lbs	111048					
24" V.B. White Bottom	4-3/4 lbs	111049					
36" V.B. White Bottom	6-1/3 lbs	111050					
48" V.B. White Bottom	8 lbs	111051					
BOX TOP SECTION							
9-1/2" V.B. Black Top	2-1/2 lbs	111036					
15-1/2" V.B. Black Top	4 lbs	111037					
24-1/2" V.B. Black Top	6-3/4 lbs	111038					
LIDS							
Control Valve							
Green	1-7/8 lbs	111031					
Water							
Black	1-7/8 lbs	111030					
EXTENSIONS							
20" Adjustable	6-3/4 lbs	111146					
INTEGRAL VALVE KEYS							
26"-44" Integral Valve with Debris Cap	17-3/16 lbs	185003					
48"-80" Integral Valve with Debris Cap	20-7/8 lbs	185004					
HEIGHT ADJUSTMENT TABLE							
	9-1/2" Top	15-1/2" Top	24-1/2" Top				
20" Bottom	22" - 26"	25" - 31"	34" - 40"				
24" Bottom	26" - 30"	26" - 35"	34" - 44"				
36" Bottom	38" - 42"	38" - 47"	38" - 56"				
48" Bottom	50" - 54"	50" - 59"	50" - 68"				
Extension	Add 20 inches						
CI Ring	Add 2-1/2 inches						
If Knockouts Used	Subtract 4-1/2 inches to top of Pipe						
			5-1/4" ROADWAY VALVE BOX			(Add 2-1/2" for CI Ring)	
			Total Plastic Box Including Ring & Water Cover				
			111129-01	5-95-20	462	22 - 26	26-1/3 lbs
			111130-01				
			111130-03	5-155-20	561	25 - 31	27-3/4 lbs
			111133-01				
			111133-03	5-155-24	562	26 - 35	28-1/8 lbs
			111136-01				
			111136-03	5-155-36	564	38 - 47	29-7/8 lbs
			111137-01				
			111137-03	5-245-36	664	38 - 56	32-1/2 lbs
			111140-01				
			111140-02	5-245-48	666	50 - 68	34-1/4 lbs
			111140-03				
			NOTE: Above Part Numbers use a two digit suffix to distinguish cover type. ("Water" cover will be shipped if no suffix number is specified.)				
			Plastic Top & Bottom Only -01				
			Full Flanged "Water" C.I. -02				
			"Water" C.I. -03				
			PART #	DESCRIPTION	TOTAL WEIGHT		
			Cast Iron Top Parts				
			111026	"Water" Cover	7-3/4 lbs		
			111028	CI Ring	11-1/2 lbs		
			111063	Full Flanged Ring (recommended for GAS)	14 lbs		
			111074	Locking "Water" Cover	9 lbs		
			NOTE: Polyiron® is a magnetically locatable material.				

SUPERFLEXON BOXES AND COVERS

SUPERFLEXON is a plastic material made of a rigid combination of polyolefin and fibrous inorganic components. It is chemically inert and normally unaffected by moisture, corrosion and the effects of temperature changes. SUPERFLEXON also has a high tensile strength with light weight because it is a solid (not foamed) structural material.

SUPERFLEXON covers are NOT traffic covers and should not be used in roadways, etc.



293 Wright Street, Delavan, WI 53115, USA
 Phone: 888.773.2776 • Fax: 800.426.9446 • International Phone: 262.728.9181
 Support E-mail: support@pentekaccessboxes.com • Orders E-mail: pro.orders@pentair.com
 www.pentekaccessboxes.com